

# CLOSE *to my* HEART<sup>®</sup>

JULY-AUGUST 2021





Jeanette R. Lynton | FOUNDER & CEO

*Celebrating relationships has always been a central part of our mission here at Close To My Heart. Events of the past year have once again reinforced just how precious relationships are, and we are delighted to be able to help you celebrate your most cherished relationships in all different circumstances.*

*Papercrafting is a wonderful way to celebrate relationships because it enables you to put your feelings on paper in unique and meaningful ways. Stamps, paper packets, stickers, project kits, and more are tools to help you do this, so that when your friend or loved one holds a card that you made for them, they hold a tangible representation of your relationship! It is no wonder these works of art can become such a source of comfort and cheer, especially in times where you aren't able to be together.*

*Make it from your heart,*


*Jeanette*

## TABLE OF CONTENTS


- 2 CRAFT WITH HEART™
- 4 WANDER PAPER COLLECTION
- 14 ISABELLA PAPER COLLECTION
- 24 MIX-IN PAPER COLLECTION
- 26 MY ACRYLIX® STAMP SETS
- 42 THIN CUTS
- 43 STAMP OF THE MONTH—JULY
- 44 STAMP OF THE MONTH—AUGUST

### ON THE COVER

*Create vibrant, beautiful cards for all occasions using the papers, stamps, stickers, and accessories from the Isabella collection. Add a bit of adventure by mixing in accents from the Wander collection and by pairing your cards with decorated envelopes which you can create using our Cricut® Artiste collection!*



**CORE PRODUCTS CATALOG**  
*Find more products including cardstock, stamp pads, adhesive, paper trimmers, tools, stamp sets, and much, much more in our Core Products Catalog. View this catalog online at [www.closeomyheart.com](http://www.closeomyheart.com) or ask your Close To My Heart Maker for a copy!*



**THIN CUTS COMPATIBLE**  
*When you see stamp images highlighted in a colored shape, that stamp image fits onto a corresponding Thin Cuts die-cut shape. Many Thin Cuts can be purchased together with the corresponding stamp image, but some are sold separately. Use with your favorite die-cutting machine.*

# our mission:

We show you how to celebrate relationships through discovering your creativity, to preserve and share the moments that matter most.



15% credit on product purchases

# Be a VIP

When you become a VIP Customer with Close To My Heart, you can:

- earn 15% credit to use on future orders
- receive a FREE stamp set each month with qualifying purchase
- get access to exclusive offers and specials

**When you join, you'll also receive an instant sign-up bonus credit to use on your first order!**



free stamp each month

# Become a Maker

Enjoy even more rewards as a Close To My Heart Maker!

- earning potential starts with 25% commission on product orders
- shopping website for easy online ordering
- exciting incentive programs, including trips, free products, and more
- early product previews and exclusive events

**Ask your Close To My Heart Maker for more details about both of these exciting opportunities, and sign up today at [closetomyheart.com](http://closetomyheart.com).**



earn 25+% commission



incentive program



May

June



## Craft with Heart™ Scrapbooking


Choose between monthly, 4-month, and 12-month subscriptions and get regular deliveries of exclusive Cut Above® layout kits for as little as \$14.36 per kit! The artwork shown here is for the May–August subscription kits.

Visit [closetomyheart.com/craft-with-heart](http://closetomyheart.com/craft-with-heart) to learn more.



July

August



## Craft with Heart™ Cardmaking

Receive a new cardmaking kit featuring an exclusive stamp set and a variety of Cut Above® card designs every 4 months. Subscribe for 4-month or 12-month periods for as little as \$43.95 per kit! The artwork shown here is for the May–August subscription kit.

Visit [closetomyheart.com/craft-with-heart](http://closetomyheart.com/craft-with-heart) to learn more.



May–August Cards

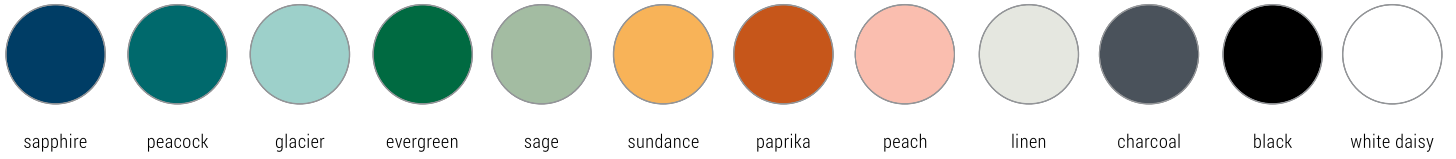
# WANDER

Take on new adventures in crafting with the Wander collection, designed to help you celebrate everything you love about the great outdoors! Gear up with an exciting paper collection, coordinating cardstock, die-cuts, pocket cards, and more!



12" x 12"

SIMPLIFY





*sticker sheet*

Coordinating 12" x 12" sticker sheet with glossy UV-coated accents!



# WANDER

Choose between two paper packet options, one including a 12" x 12" sticker sheet with glossy UV-coated accents, and one without the sticker sheet.

**New** Wander Paper Packet + Sticker Sheet

**\$9.95**

6 sheets, 2 each of 3 double-sided designs, and one coordinating sticker sheet with glossy UV-coated accents; 12" x 12" plus ½" zip strip on paper.


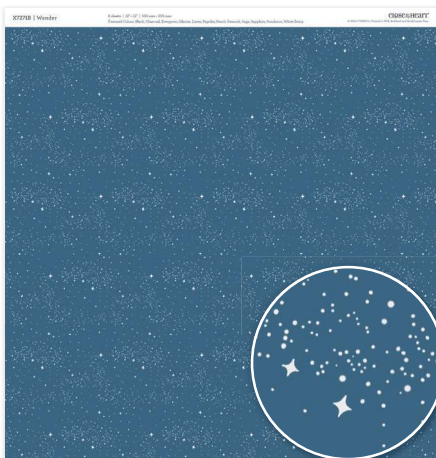


**X7271S**

**New** Wander Paper Packet


**\$6.95**

6 sheets, 2 each of 3 double-sided designs; 12" x 12" plus ½" zip strip.

**X7271B**





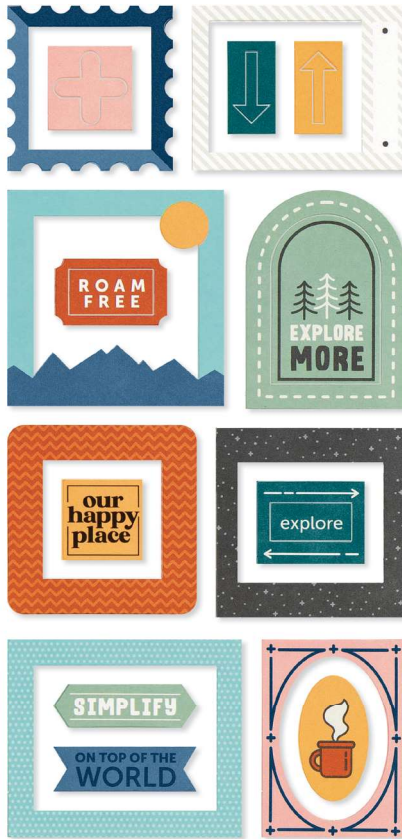


**New** Wander Coordinating Cardstock

**\$9.95**

12 sheets, 2 each of White Daisy, Peacock, Glacier, Sage, Sundance, and Paprika; 12" x 12".

**X7271C**



**New** Wander Die-cuts

**\$4.95**

1 sheet of coordinating chipboard die-cuts; 6" x 12".




**X7271E**

**cricut**

**New** Cricut® Wander Collection

Cut a variety of shapes that coordinate with the Wander paper collection. Not all designs shown. To see and purchase the whole set, visit your CTMH Maker's website and click the Cricut® icon.

**\$9.99**



**New** Wander Picture My Life™ Cards

**\$6.50**

24 double-sided pocket cards featuring unique designs, sentiments, and icons. 12 each of 4" x 6" and 3" x 4". Not all designs shown.

**X7271D**



**SO GLAD WE'RE FRIENDS →**

**i'm a happy camper  
when i'm with you**



TO ANOTHER YEAR OF  
**ADVENTURE**

**CHEERS TO  
S'MORE  
YEARS**

**New Wander—Cardmaking (18 stamps)**  
**\$14.95 C1898**  
 recommended blocks: 1" x 1" (Y1000), 1" x 3½" (Y1002),  
 2" x 2" (Y1003), 1" x 6½" (Y1005), 3" x 3" (Y1006)

**New Wander—Cardmaking Stamp + Thin Cuts**  
**\$20.95 Z3959**  
 Includes the My Acrylix® Wander—Cardmaking stamp set  
 and 6 metal dies to cut the shapes shown here.



12" x 12"

**LOVE**  
AT 5000 FT


**OUT**  
IN

**WEEKENDS ARE FOR ADVENTURES**

- SWIMMING
- BOATING
- BIKING
- RELAXING
- CLIMBING
- HIKING

**Always**  
SAY YES TO  
ADVENTURE

ADV  
ENT  
URE



**IT'S IN MY**

**my travel buddies**

**NATURE**

**WHEREABOUTS**

**New** Wander—Scrapbooking (18 stamps)

**New** Wander—Scrapbooking Stamp + Thin Cuts

**\$18.95 D2032**

**\$23.95 Z3964**

recommended blocks: 1" x 1" (Y1000), 1" x 3½" (Y1002), 2" x 2" (Y1003), 1" x 6½" (Y1005), 2" x 3½" (Y1009), 2" x 6½" (Y1010)

Includes the My Acrylix® Wander—Scrapbooking stamp set and 3 metal dies to cut the shapes shown here.

# WANDER

Use the Wander scrapbooking workshop kit to create three coordinating 12" x 12" two-page layouts. The workshop kit includes exclusive die-cuts and papers designed especially for these projects, as well as assembly instructions that guide you in optional sponging techniques using stencils.



## New Wander Scrapbooking Workshop Kit

**\$34.95**

- 1 – Wander Paper Packet + Sticker Sheet (X7271S)
- 3 – cardstock sheets (1 Paprika, 1 Peacock, 1 White Daisy)
- 2 – exclusive patterned paper sheets; 12" x 12"
- 4 – exclusive die-cut sheets; 12" x 12"
- 1 – Wander Die-cuts (X7271E)
- 4 – Top-load 12" x 12" Memory Protectors™ photo placeholders & printed instructions

G1234

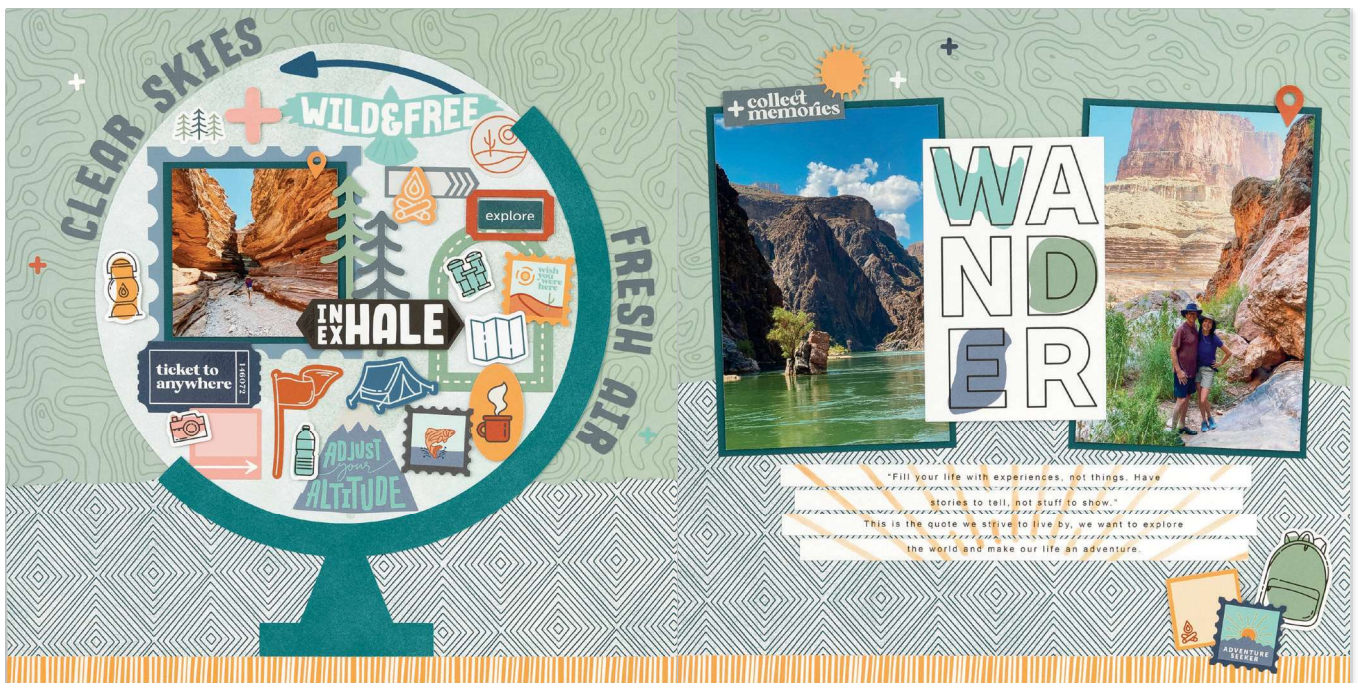
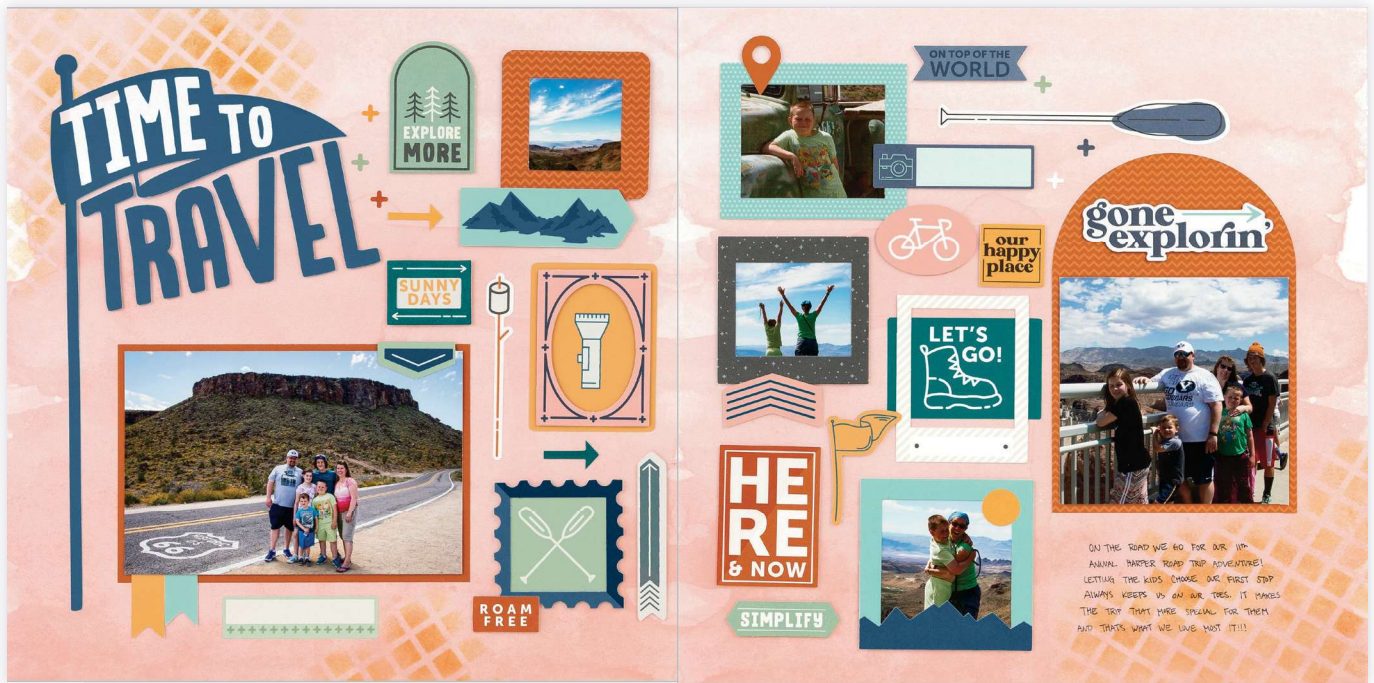


## New Wander Scrapbooking Workshop Kit (without Memory Protectors™)

**\$29.95**

G1234NP





To complete these projects as shown you'll also need these supplies:

Black Journaling Pen (.01)

\$3.50

Z3515, p. 74\*

Stencil Pack 3 (optional)

\$14.95

Z3884, p. 81\*

Thin 3-D Foam Tape

\$6.50

Z2060, p. 78\*

Mini Ink Blending Tool (optional)

\$7.95

Z3886, p. 81\*

Spiced Marmalade Distress Oxide™ Ink Pad (optional)

\$6.95

Z3829, p. 80\*

\*in Core Products Catalog

# WANDER

Use the Wander cardmaking workshop kit to create 16 cards, 4 each of 4 designs. The workshop kit includes an exclusive B-size stamp set with coordinating Thin Cuts, as well as assembly instructions with tips for sponging techniques.



## New Wander Cardmaking Workshop Kit

**\$29.95**


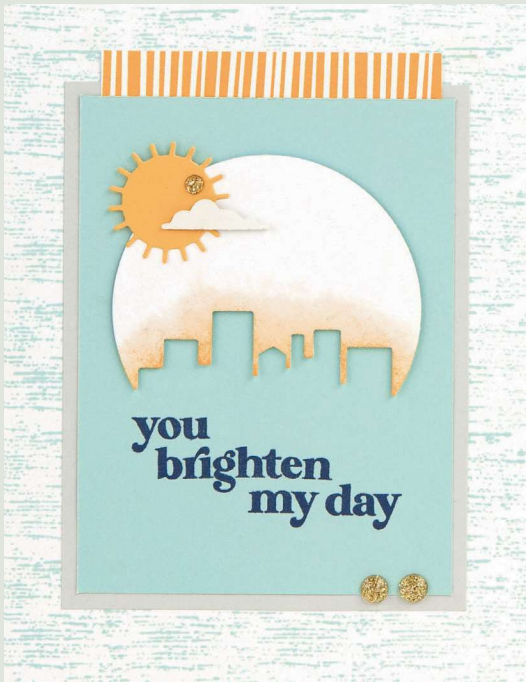
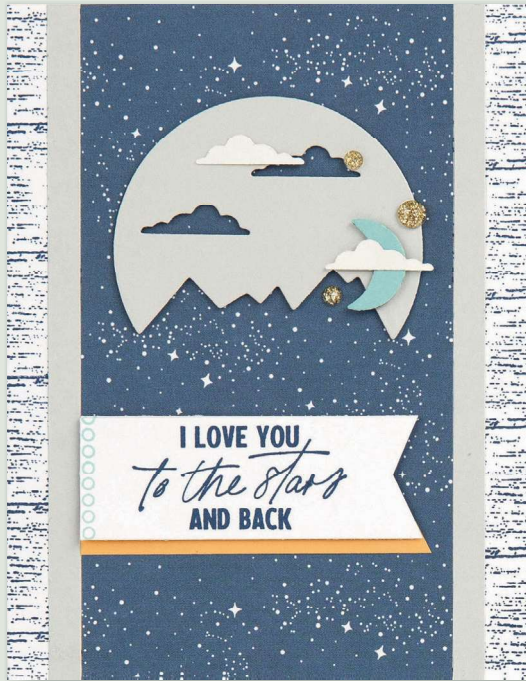
- 1 – exclusive stamp + Thin Cuts\*
- 2 – Wander patterned paper sheets
- 4 – cardstock sheets (1 White Daisy, 1 Sundance, 1 Glacier, and 1 Linen)
- 1 – Gold Glitter Gems (Z3312)
- 16 – white card bases & envelopes
- printed instructions

**G1236**



recommended blocks: 1" x 1" (Y1000), 1" x 3½" (Y1002), 2" x 2" (Y1003), 3" x 3" (Y1006), 2" x 3½" (Y1009)

\* die-cutting machine required for Thin Cuts



*Additional supplies needed:*

Glacier Exclusive Inks™  
Stamp Pad

**\$9.95**  
**Z2841, p. 98\***

Sapphire Exclusive Inks™  
Stamp Pad

**\$9.95**  
**Z2848, p. 98\***

Sundance Exclusive Inks™  
Stamp Pad

**\$9.95**  
**Z6521, p. 99\***

Round Sponge

**\$1.50**  
**Z697, p. 79\***

Thin 3-D Foam Tape

**\$6.50**  
**Z2060, p. 78\***

*\*in Core Products Catalog*

# Isabella




Celebrating relationships through papercrafting is more beautiful than ever with the exquisite Isabella collection. The versatile paper packet and coordinating products will elevate artwork made for any occasion, from getaways and anniversaries, to brunch with your besties!




12" x 12"





bluebird




evergreen




sage




lemonade




sundance



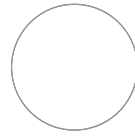
mink



toffee



ballerina



white daisy



it's the little things

SIMPLY THE

BEAUTIFUL

Cheers



*sticker sheet*

Coordinating 12" x 12" sticker sheet with titles, accents, and more!



# Isabella

Choose between two paper packet options, one including a 12" x 12" sticker sheet, and one without.

**New** Isabella Paper Packet + Sticker Sheet

**\$9.95**

6 sheets, 2 each of 3 double-sided designs, and one coordinating sticker sheet; 12" x 12" plus 1/2" zip strip on paper.



**X7270S**


**New** Isabella Paper Packet

**\$6.95**

6 sheets, 2 each of 3 double-sided designs; 12" x 12" plus 1/2" zip strip.

**X7270B**





**New** Isabella Coordinating Cardstock

**\$9.95**

12 sheets, 2 each of White Daisy, Mink, Sage, Ballerina, Lemonade, and Bluebird; 12" x 12".

**X7270C**



**New** Isabella Acrylic Shapes

**\$7.95**

Assorted thin acrylic shapes. Several pieces are designed to fit within one another. *Shown at approx. 50% of actual size.*

**X7270E**

**cricut**

**New** Cricut® Isabella Collection  
Cut a variety of shapes that coordinate with the Isabella paper collection. Not all designs shown. To see and purchase the whole set, visit your CTMH Maker's website and click the Cricut® icon.

**\$9.99**



**New** Isabella Picture My Life™ Cards

**\$6.50**

24 double-sided pocket cards featuring unique designs, sentiments, and icons. 12 each of 4" x 6" and 3" x 4". Not all designs shown.

**X7270D**



# LOVE YOU

**New** Isabella—Cardmaking (26 stamps)  
**\$14.95 C1900**  
 recommended blocks: 1" x 1" (Y1000), 1" x 3½" (Y1002),  
 2" x 3½" (Y1009)

**New** Isabella—Cardmaking Stamp + Thin Cuts  
**\$21.95 Z3969**  
 Includes the My Acrylix® Isabella—Cardmaking stamp set  
 and 5 metal dies to cut the shapes shown here.





*artwork tip*

The soft shading and accents on the stamped flower clusters were added using watercolor pencils—but no water! When coloring with watercolor pencils, you can use them like normal coloring pencils for a soft colored pencil look, no water required.




OUR  
BEAUTIFUL

12" x 12"

LIFE

IT'S A  
FUN



CRAZY



LIVE YOUR BEST



**New** Isabella—Scrapbooking (18 stamps)

**\$18.95 D2029**

recommended blocks: 1" x 1" (Y1000), 1" x 3½" (Y1002), 2" x 2" (Y1003), 3" x 3" (Y1006), 2" x 3½" (Y1009)

**New** Isabella—Scrapbooking Stamp + Thin Cuts

**\$33.95 Z3963**

Includes the My Acrylix® Isabella—Scrapbooking stamp set and 6 metal dies to cut the shapes shown here.

# Isabella

Use the Isabella scrapbooking workshop kit to create three coordinating 12" x 12" two-page layouts. The workshop kit includes exclusive die-cuts, papers, and acrylic shapes designed especially for these projects, as well as assembly instructions that guide you in optional sponging techniques using a stamp pad.



## New Isabella Scrapbooking Workshop Kit

**\$34.95**

- 1 – Isabella Paper Packet + Sticker Sheet (X7270S)
- 6 – cardstock sheets (1 Sage, 1 Sapphire, 3 White Daisy)
- 2 – exclusive patterned paper sheets; 12" x 12"
- 4 – exclusive die-cut sheets; 12" x 12"
- 1 – set of exclusive acrylic shapes
- 4 – Top-load 12" x 12" Memory Protectors™ photo placeholders & printed instructions

**G1233**



## New Isabella Scrapbooking Workshop Kit (without Memory Protectors™)

**\$29.95**

**G1233NP**





To complete these projects as shown you'll also need these supplies:

Black Journaling Pen (.01)

**\$3.50**

**Z3515, p. 74\***

Glue Dots® Micro Dots

**\$7.50**

**Z2089, p. 78\***

Thin 3-D Foam Tape

**\$6.50**

**Z2060, p. 78\***

3-D Foam Tape

**\$6.50**

**Z1151, p. 78\***

Flamingo Exclusive Inks™

Stamp Pad (optional)

**\$9.95**

**Z6520, p. 98\***

Round Sponge (optional)

**\$1.50**

**Z697, p. 79\***

\*in Core Products Catalog

# Isabella

Use the Isabella cardmaking workshop kit to create 16 cards, 4 each of 4 designs. The workshop kit includes an exclusive B-size stamp set with coordinating Thin Cuts, as well as assembly instructions with tips for building stamp images and paper distressing.



## New Isabella Cardmaking Workshop Kit

**\$29.95**

- 1 – exclusive stamp + Thin Cuts\*
- 2 – Isabella patterned paper sheets
- 5 – cardstock sheets (2 White Daisy, 1 Sapphire, 1 Ballerina, 1 Mink)
- 2 – sheets of Clear Sparkles (50 sparkles)
- 16 – white card bases & envelopes
- printed instructions

**G1235**




Grey images show how individual stamps can be layered within a die-cut. See Stamp + Thin Cuts insert for suggested groupings.

recommended blocks: 1" x 1" (Y1000), 1" x 3½" (Y1002), 2" x 3½" (Y1009)

\*die-cutting machine required for Thin Cuts





*Additional supplies needed:*

Flamingo Exclusive Inks™  
Stamp Pad

**\$9.95**  
**Z6520, p. 98\***

Mink Exclusive Inks™ Stamp Pad

**\$9.95**  
**Z2825, p. 99\***

Sapphire Exclusive Inks™ Stamp Pad

**\$9.95**  
**Z2848, p. 98\***

Thin 3-D Foam Tape

**\$6.50**  
**Z2060, p. 78\***

*\*in Core Products Catalog*

# mix-in



12" x 12"

## New Mix-in Paper Packet

**\$6.95**

6 sheets, 1 each of 6 double-sided designs; 12" x 12" plus ½" zip strip.








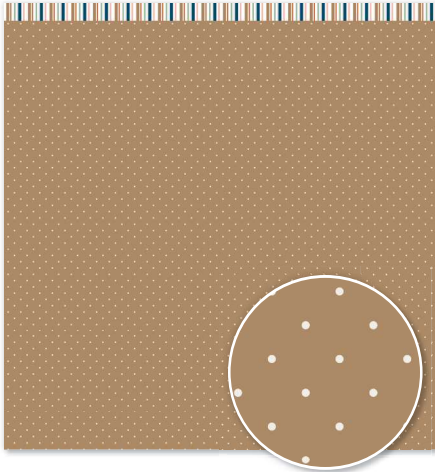
**X9030**

## New Mix-in Coordinating Cardstock

**\$5.95**

6 sheets, 1 each of Paprika, Peach, Sage, Sapphire, Toffee, and Mink; 12" x 12".

**X9031** ● ● ● ● ● ●



# my acrylix<sup>®</sup> stamp sets





6" x 6"



**New** Chillin' with My Gnomies (13 stamps)


**\$18.95 D2028**

recommended blocks: 1" x 1" (Y1000), 1" x 3½" (Y1002), 2" x 2" (Y1003), 2" x 3½" (Y1009), 5" x 6" (Y1015)

**New** Chillin' with My Gnomies Stamp + Thin Cuts

**\$34.95 Z3965**

Includes the My Acrylix® Chillin' with My Gnomies stamp set and 8 metal dies to cut the shapes shown here.



**New** Doodled Florals (20 stamps)


**\$18.95 D2031**

recommended blocks: 1" x 1" (Y1000), 2" x 2" (Y1003),  
1" x 6½" (Y1005), 2" x 3½" (Y1009)

**New** Doodled Florals Stamp + Thin Cuts

**\$34.95 Z3960**

Includes the My Acrylix® Doodled Florals stamp set and  
14 metal dies to cut the shapes shown here.



*product tip*

The Simple Serif Acrylic Alphabet letters used on this card are only available through our Rewards Your Way program. Talk to your Close To My Heart Maker about how you can get these and other exclusive items for yourself!



8½" x 11"



\* \* \*  
 \* messy bun \*  
 \* & GETTING \*  
 \* \* THINGS \*  
 \* done \*  
 \* \* \*

SCRAPPY  
 Lady

my  
 Happy  
 PLACE



GETTIN'  
 Crafty

Any time IS A  
 good time  
 TO PLAY WITH



paper fabric

paint scissors



MAKING THINGS  
 Happen

**New** Scrappy Lady (21 stamps)

**\$18.95 D2027**

recommended blocks: 1" x 1" (Y1000), 1" x 3½" (Y1002), 2" x 2" (Y1003), 2" x 3½" (Y1009), 5" x 6" (Y1015)

**LAKE RULES**

SWIM • SOAK • PLAY ★ BBQ

make a splash HAVE AN ADVENTURE laugh

eat ♥ s'mores

look at the STARS

RELAX sit by the fire

SKIP ROCKS sleep in

TAKE LONG WALKS

catch fish

watch the Sunset

ENJOY EVERY MOMENT & have FUN

**New** Lake Rules (1 stamp)

\$14.95 C1896

recommended block: 5" x 6" (Y1015)

*artwork tip*

Create a fun 5" x 7" card by stamping this single, large stamp image and then coloring in various elements using TriBlend™ markers. Alternatively, you can use the stamp to create a background pattern by using tone-on-tone stamping to stamp it multiple times on a cardstock sheet.



6" x 8"

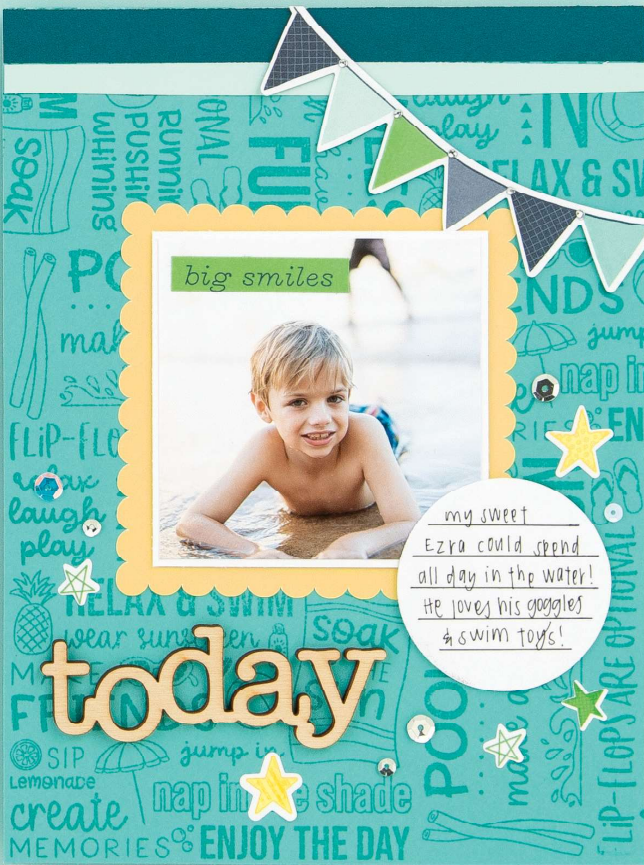






### artwork tip

This beautiful 5" x 7" card front shows the amazing results you can get by using multiple ink colors with this large stamp image. We used the Lagoon, Smoothie, and Sundance stamp pads to ink three separate sections of the image before stamping. After stamping, we completed the look by coloring in elements with coordinating watercolor pencils.



6" x 8"

**New** Pool Rules (1 stamp)

\$14.95 C1897


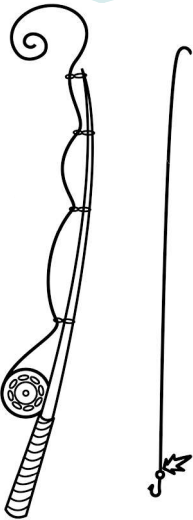

recommended block: 5" x 6" (Y1015)



12" x 12"

LAKE  
LIFE

JUST ADD WATER



Lake Flair  
DON'T CARE

*keep it reel*

**New** At the Lake (15 stamps)

**\$18.95 D2033**

recommended blocks: 1" x 1" (Y1000), 1" x 3½" (Y1002),  
2" x 2" (Y1003), 2" x 6½" (Y1010)

**New** At the Lake Stamp + Thin Cuts

**\$32.95 Z3971**

Includes the My Acrylix® At the Lake stamp set and 7 metal  
dies to cut the shapes shown here.



12" x 12"



**New** At the Beach (17 stamps)

**\$18.95 D2034**

recommended blocks: 1" x 1" (Y1000), 1" x 3½" (Y1002),  
2" x 2" (Y1003), 3" x 3" (Y1006), 2" x 3½" (Y1009),  
2" x 6½" (Y1010)

**New** At the Beach Stamp + Thin Cuts

**\$31.95 Z3972**

Includes the My Acrylix® At the Beach stamp set and 7 metal  
dies to cut the shapes shown here.



**New** Smiles from the Garden (20 stamps)

**\$18.95 D2030**

recommended blocks: 1" x 1" (Y1000), 1" x 3½" (Y1002), 2" x 2" (Y1003), 2" x 3½" (Y1009)

**New** Smiles from the Garden Stamp + Thin Cuts

**\$33.95 Z3967**

Includes the My Acrylix® Smiles from the Garden stamp set and 11 metal dies to cut the shapes shown here.



**New** Cute as a Bug (12 stamps)


**\$10.95 B1747**

recommended blocks: 1" x 1" (Y1000), 2" x 2" (Y1003), 2" x 3½" (Y1009)

**New** Cute as a Bug Stamp + Thin Cuts

**\$19.95 Z3968**

Includes the My Acrylix® Cute as a Bug stamp set and 6 metal dies to cut the shapes shown here.



### artwork tip

Highlight your card sentiments in a swash of color by sponging ink directly from your ink pads. Sponging makes it easy to get just the right amount of color where you want it, and it helps ground your sentiment, making it stand out from the other stamped elements of your card.



**New** I Woof You (10 stamps)

**\$10.95 B1753**

recommended blocks: 1" x 1" (Y1000), 1" x 3½" (Y1002), 2" x 2" (Y1003)

**New** I Woof You Stamp + Thin Cuts

**\$15.95 Z3975**

Includes the My Acrylix® I Woof You stamp set and 3 metal dies to cut the shapes shown here.



**New** You're Pawsome (10 stamps)


**\$10.95 B1752**

recommended blocks: 1" x 1" (Y1000), 1" x 3½" (Y1002), 2" x 2" (Y1003)

**New** You're Pawsome Stamp + Thin Cuts

**\$15.95 Z3974**

Includes the My Acrylix® You're Pawsome stamp set and 3 metal dies to cut the shapes shown here.



HOPE YOUR BIRTHDAY IS

HAPPY

DOO DO

BIRTHDAY



JAWSOME

YOU'RE




FINTASTIC

BABY



SHARK



CHOMP CHOMP CHOMP

**New** Jawsome Birthday (24 stamps)

\$14.95 C1899

recommended blocks: 1" x 1" (Y1000), 1" x 3½" (Y1002), 3" x 3" (Y1006), 2" x 3½" (Y1009)

**New** Jawsome Birthday Stamp + Thin Cuts

\$21.95 Z3966

Includes the My Acrylix® Jawsome Birthday stamp set and 4 metal dies to cut the shapes shown here.



*artwork tip*

Sink your teeth into creativity with the Jawsome Birthday Thin Cuts, featuring a fun die designed to leave a bite mark in the corner of your photo or other page elements!



6" x 8"

YOU'VE NEVER LOOKED  
**HOTTER**

**Hot**  
Flashes  
*are the new*  
**Cardio**


**DAILY  
ESSENTIALS**

- SWEATS**
- MESSY BUN**
- CHOCOLATE**

*wishing you a good night's sleep*

THE BAGS UNDER MY EYES ARE

**Designer**



IS IT HOT IN HERE,  
OR IS IT JUST ME??

*Still Hot...  
It just Comes in Flashes now*



**Happy Menopause**  
(SAID NO WOMAN EVER)

**HOT FLASHES ARE MY  
SUPER POWER**

#MENPAUSELIFE



**New** Hot in Flashes (15 stamps)

**\$14.95 C1901**

recommended blocks: 1" x 1" (Y1000), 1" x 3½" (Y1002),  
2" x 2" (Y1003), 2" x 3½" (Y1009)

**New** Hot in Flashes Stamp + Thin Cuts

**\$21.95 Z3973**

Includes the My Acrylix® Hot in Flashes stamp set and  
5 metal dies to cut the shapes shown here.







*coordinating product*

Use this stamp set together with the Waterfall Thin Cuts shown on page 55 of our Core Products Catalog.

**Z3777 \$39.95**



*artwork tip*

Create an interactive card featuring the entire Happy Birthday song by pairing the Happy Birthday Song stamp set with the Waterfall Thin Cuts. Stamp each section of the song onto die-cut shapes and add them to the different sections of the waterfall die-cut. The stamp even includes a blank for adding the birthday girl or boy's name!



**New** Happy Birthday Song (9 stamps)

**\$10.95 B1750**

recommended blocks: 1" x 1" (Y1000), 2" x 2" (Y1003)



## months of the year

Continue your year of stamping with two new Months of the Year stamp sets for July and August. Find stamps for all the months of the year so far, as well as alternate versions, at [closetomyheart.com](http://closetomyheart.com) > Shop > Stamps > Months of the Year.



6" x 8"



**New** Months of the Year—July (25 stamps)

**\$18.95 D2002**

recommended blocks: 1" x 1" (Y1000), 2" x 2" (Y1003), 2" x 3½" (Y1009), 2" x 6½" (Y1010)



*artwork tip*

When decorating a calendar using the Months of the Year stamp sets, try thinking outside the box! Stamping an image across multiple dates can be a fun way to highlight special events in the year.

August




relax

HOOK  
LINE &  
SINKER



MAKING  
memories

AUGUST



vacation



PICTURE  
PERFECT



SITTING AROUND  
THE CAMPFIRE



**New** Months of the Year—August (17 stamps)

**\$18.95 D2003**

recommended blocks: 1" x 1" (Y1000), 2" x 2" (Y1003), 1" x 6½" (Y1005), 2" x 3½" (Y1009), 2" x 6½" (Y1010)

# thin cuts



## artwork tip

Adorn the fronts of cards with dimensional butterfly wings using the Butterfly Background Thin Cuts. Get an even more dramatic look by trimming the butterflies out of a coordinating paper and attaching them on top!

**New** Butterfly Background Thin Cuts (1 die)

**\$16.95**

4¼" x 5½". Shown at 75% of actual size.

**Z3961**

# stamp of the month

ONLY AVAILABLE JULY 1-31, 2021



# HOME

*is where the heart is*

*Congratulations*  
on your new

*Our*  
FAMILY  
TREE  
*has*  
STRONG  
ROOTS  
*because of*  
YOU



# Welcome

**New** Strong Roots (11 stamps)

**\$18.95 S2107** Spend \$50 and purchase for **\$5**

recommended blocks: 1" x 3½" (Y1002), 2" x 2" (Y1003), 3" x 3" (Y1006), 2" x 3½" (Y1009)

# stamp of the month

ONLY AVAILABLE AUGUST 1-31, 2021



12" x 12"



**New** Tutti Frutti Summer (15 stamps)

**\$18.95 S2108** Spend \$50 and purchase for **\$5**

recommended blocks: 1" x 1" (Y1000), 1" x 3½" (Y1002), 2" x 2" (Y1003), 3" x 3" (Y1006), 2" x 6½" (Y1010)

Follow Close To My Heart's social media channels for more great artwork made using the products in this catalog. We'll be featuring the primary paper collections in the months shown below. Search the hashtags to find artwork inspiration for that paper collection. Add the hashtag to your own posts to share your artwork, too!



July: Wander  
#ctmhwander



August: Isabella  
#ctmhisabella

#### COPYRIGHT

The copyright in this Close To My Heart catalog is held by CTMH Co. and is protected under United States and international copyright laws. Designs displayed herein are copyright of CTMH Co. Reproduction of this publication is prohibited and is a violation of applicable copyright law.

Users of Close To My Heart stamps have a limited, non-exclusive license to reproduce the copyrighted stamp designs only by hand stamping. Close To My Heart permits the sale of hand-stamped artwork in accordance with Close To My Heart's angel policy, which can be found through a link near the bottom of the website, [www.closetomyheart.com](http://www.closetomyheart.com), or obtained from a Close To My Heart Maker. Photocopying, scanning, or any other mechanical or electronic means of reproducing a stamp design or other proprietary designs featured in this catalog is prohibited.

#### CLOSE TO MY HEART INDEPENDENT MAKERS

Close To My Heart sells the products featured in this catalog exclusively through Close To My Heart Independent Makers. All Close To My Heart Makers are independent contractors and are not employees or agents of Close To My Heart. If you have any questions about your order or Close To My Heart products, first contact your Maker.

In the event you need to contact Close To My Heart directly, the following means of contact are available:

Telephone:	888-655-6552 (toll-free)
Internet:	<a href="http://www.closetomyheart.com">www.closetomyheart.com</a>
Email:	<a href="mailto:CTMHOffice@closetomyheart.com">CTMHOffice@closetomyheart.com</a>
Mail:	Close To My Heart 1199 West 700 South, Pleasant Grove, UT 84062

#### CLOSE TO MY HEART GUARANTEE & EXCHANGE POLICY

Close To My Heart guarantees its stamps and products to be free from manufacturing defects for a period of 90 days from the date of purchase, and will repair or replace any defective products within that period free of charge. Please inspect your stamps and products immediately upon receipt. Please contact Close To My Heart directly about a no-cost exchange of defective products.

Close To My Heart will exchange any non-defective product if it is returned unused and in resalable condition within 90 days of purchase. Standard shipping fees apply for the replacement order.

#### SUBSTITUTIONS

Close To My Heart reserves the right to update specifications or substitute a product of similar function, quality, and value for a product which has been discontinued or which has changed. Products featured in this catalog are available while supplies last.

#### PRICING

All prices indicated herein are suggested retail prices. Prices do not include sales tax. All orders have an additional shipping/handling fee. Prices are subject to change.

#### MEASUREMENTS

Measurements of volume, length, and weight indicated herein are in US customary units, unless metric units are specified. An approximate conversion of US customary units to metric units is as follows: 1 inch (") = 25.4 mm; 12" = 305 mm; 1 yard (3 feet) = .91 m; 1 US fluid ounce = 29.5 ml

#### TRADEMARKS

The following trademarks are registered in the United States and Canada and are owned by CTMH Co.: Close To My Heart; CTMH; Cut Above; Exclusive Inks; Flip Flaps; Let me show you how; Make It from Your Heart; Memory Protectors; My Acrylic; My Legacy; Reflections; and VersaMat; among others. The following are U.S. registered trademarks of CTMH Co.: Cherish; Everyday Life; Picture My Life, Story by Stacy, and Workspace Wonder, among others. The following are trademarks of CTMH Co.: Imagine; Magic; Petite Perks; Pocket Plus; and Rub & Remove; among others.

All trademarks and trade names of third-party products displayed herein are the property of their respective owners, and are not in any way claimed by Close To My Heart or CTMH Co. The following trademarks and trade names belong to third parties: Art Advantage; Cricut; Cricut EasyPress; Cricut Maker, Fiskars; Glue Dots; Grafix; Ranger; StazOn; Stickles; SureCut; Tim Holtz; Tombow; TriBlend; Triple Track; Tsukineko; VersaMark.



Every Bit of Wonderful (19 stamps)

**\$18.95 D1977**

recommended blocks: 1" x 1" (Y1000), 1" x 3½" (Y1002), 2" x 2" (Y1003), 3" x 3" (Y1006)



### Working Together to Make a Difference

Operation Smile™ is a non-profit organization that provides surgeries to repair cleft lips and palates for children around the world. When you purchase the Every Bit of Wonderful stamp set, \$7\* of the proceeds goes to help with their life-changing mission.

*\*Donation is \$7 USD. Stamp set only available for purchase at full retail price.*



follow our blog: [makeitfromyourheart.com](http://makeitfromyourheart.com)

*Contact Me:*

**CLOSE to my HEART™**

*let me show you how\**

[www.closetomyheart.com](http://www.closetomyheart.com)