

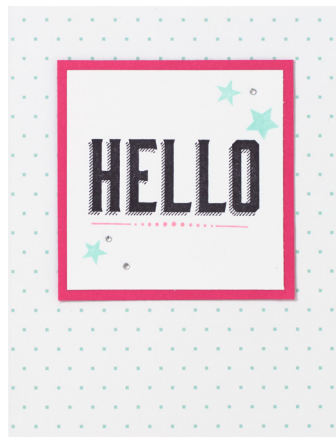
Cardmaking Workshops Your Way™

Thinking of You

close to my heart®

10 CARDS

Use the exclusive stamp set to create any of these options (enough supplies to make 10 cards total)



ADDITIONAL MATERIALS NEEDED

- Z3271 Archival Black Exclusive Inks™ Stamp Pad
- Z2810 Blossom Exclusive Inks™ Stamp Pad
- Z2813 Sea Glass Exclusive Inks™ Stamp Pad
- Z2809 Tangerine Exclusive Inks™ Stamp Pad
- Z2060 Thin 3-D Foam Tape

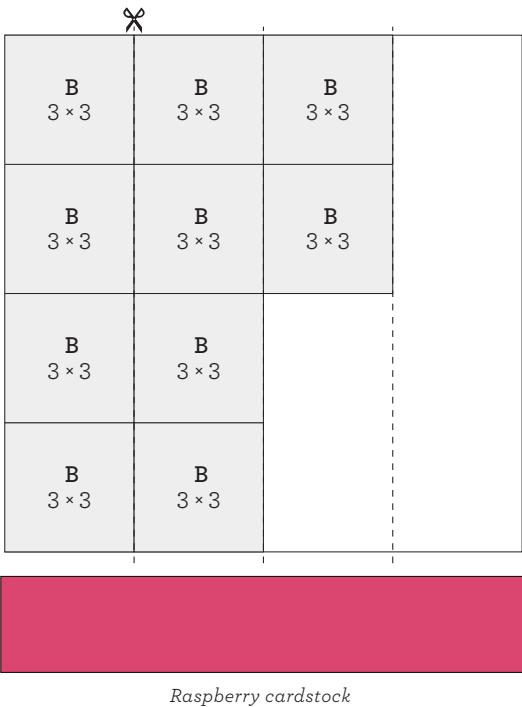
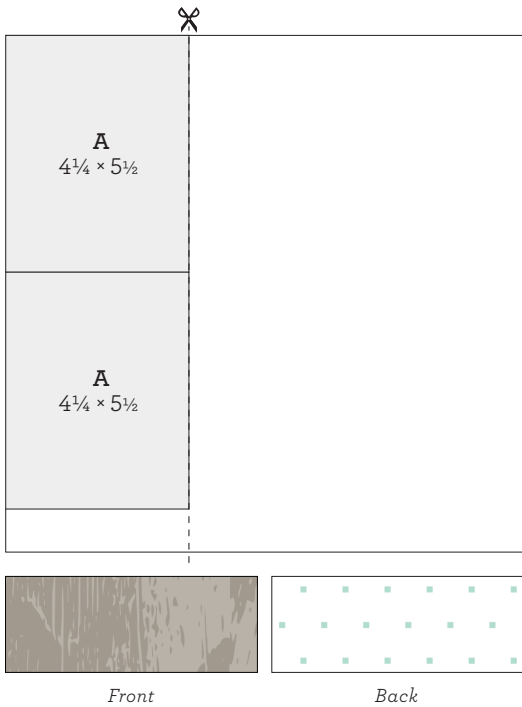
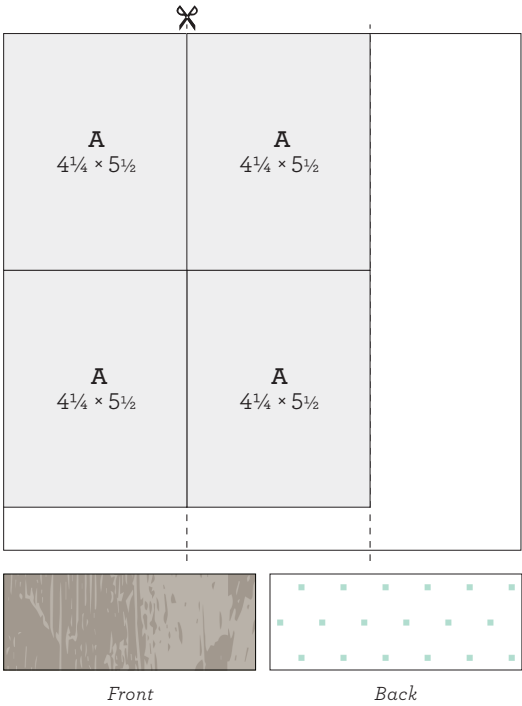
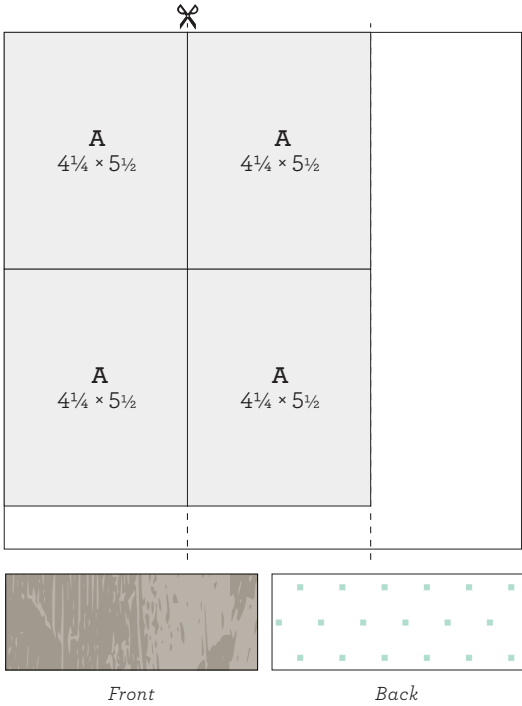


EXCLUSIVE STAMP SET SHOWN BELOW

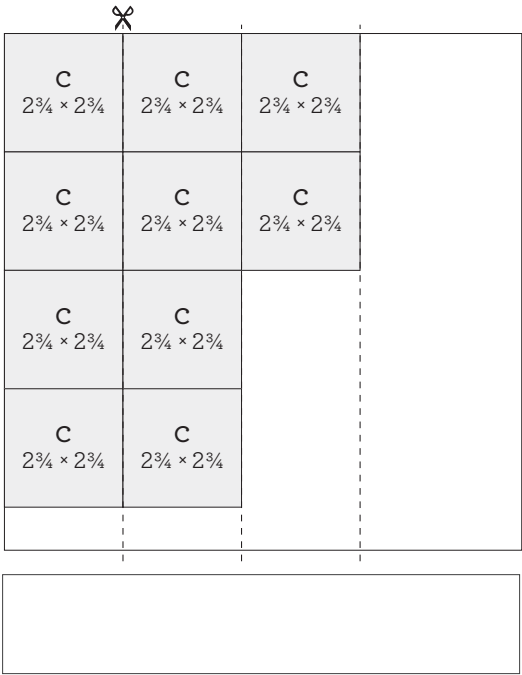


CUTTING DIAGRAMS (1 of 2)

- 1. Remove all zip strips
- 2. Follow cutting diagrams shown below (all dimensions are in inches; first cuts indicated by scissors);



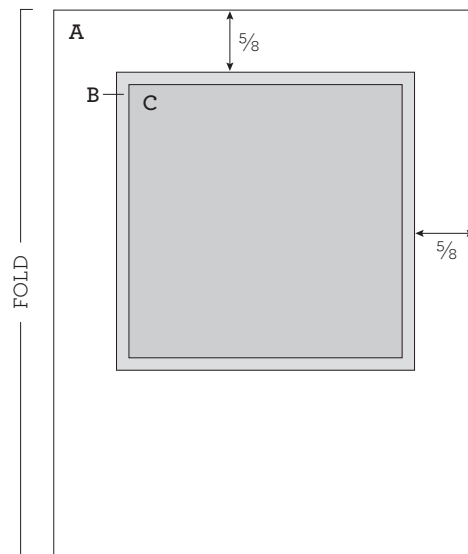
CUTTING DIAGRAMS (2 of 2)



White Daisy cardstock

ASSEMBLE

Assemble your 10 cards as desired using the pattern and two options as a guide



----- OR -----



OPTION 1 TIPS

- Use dot side of B&T Duos™ for A
- Attach B using thin 3-D foam tape if desired
- Using Black ink, stamp “Thinking of You” sentiment in center of C
- Using Sea Glass, Blossom, and Tangerine inks, stamp flowers and leaves around sentiment
- Embellish with bitty sparkles as desired

OPTION 2 TIPS

- Use woodgrain side of B&T Duos™ for A
- Attach B using thin 3-D foam tape if desired
- Using Black ink, stamp “Hello” sentiment in center of C
- Using Blossom ink, stamp border underneath sentiment
- Using Sea Glass ink, stamp stars around sentiment
- Embellish with bitty sparkles as desired