

# Happy Holidays

## 10 CARDS

Use the exclusive stamp set to create any of these options (enough supplies to make 10 cards total)



## ADDITIONAL MATERIALS NEEDED

Z2816 Cranberry Exclusive Inks™ Stamp Pad

Z2807 Willow Exclusive Inks™ Stamp Pad

## EXCLUSIVE STAMP SET SHOWN BELOW

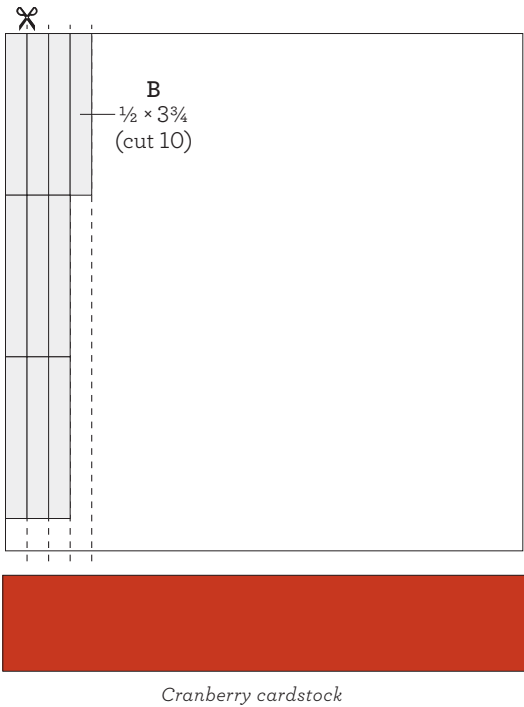
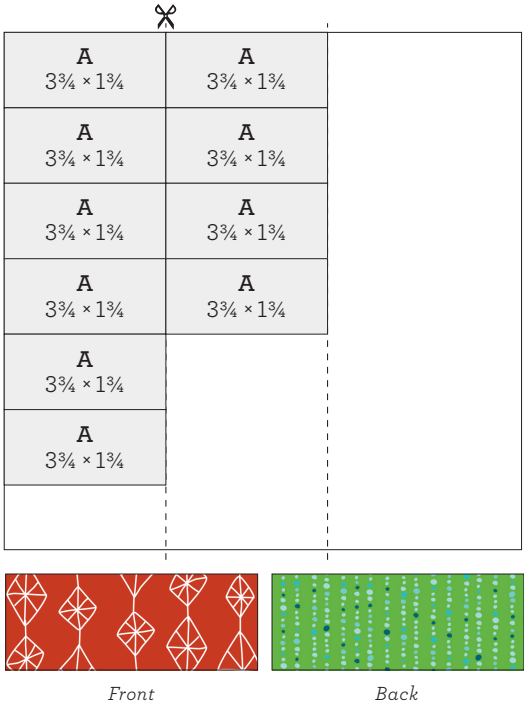
\* Merry \*  
CHRISTMAS




Happy  
HOLIDAYS

CUTTING DIAGRAMS

- 1. Remove all zip strips
- 2. Follow cutting diagrams shown below (all dimensions are in inches; first cuts indicated by scissors)

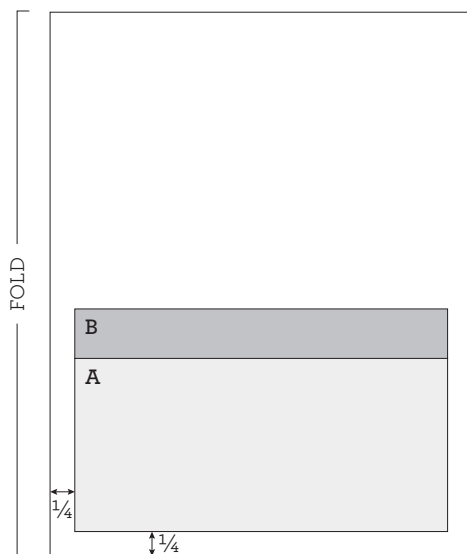


-----OR-----  
(10 TOTAL)



## ASSEMBLE

Assemble your 10 cards as desired using the pattern and two options as a guide



OR



### OPTION 1 TIPS

- Use Cranberry side of B&T Duos™ for A
- Use Cranberry cardstock for B
- Using Cranberry ink, stamp "Merry Christmas" sentiment onto card base above B
- Using Willow ink, stamp star and burst images around sentiment
- Embellish card with shimmer trim as desired

### OPTION 2 TIPS

- Use Willow side of B&T Duos™ for A
- Use Willow cardstock for B
- Using Willow ink, stamp "Happy Holidays" sentiment onto card base above B
- Using Willow and Cranberry inks, stamp berry and leaf images around sentiment
- Embellish card with shimmer trim as desired